

## RO Water Purification Plant

### Technical Specifications

Water output	: 400 / 1000 / 2000 / 3000 LPH
Power	: 2.5 kW *
Electric supply	: 3Ph, 415V, 50Hz
Dimension (L X W X H)	: 0.59 X 0.51 X 2 m *
Salt Rejection	: 95 %

\* 1000 LPH

### Advantages

- Auto and manual control
- Microprocessor control system
- Automatic self cleaning
- Dust free, rodent proof, safe enclosure
- Most space saving RO Plant
- Lesser power consumption
- High salt rejection and continuous output
- LED display and output water TDS meter



## Effluent Treatment Plant

### Technical Specifications

Water Output	: 3000 liters/hr
Scope of supply	: SBF & ACF

### SIZE OF THE EQUIPMENT:

SBF, inches	: 12x30
ACF, inches	: 12x30
Pre & Fine Filter, inches	: 8x30
Monoblock Pump Capacity	: 1 HP (single phase)
(with UPVC inter connection)	

### Scope of Supply

- Skid mount with 1inch UPVC inter connecting piping
- Mono Block Pump: 1 HP single phase
- Dosing Pump: 5 LPM single phase
- SBF, ACF
- Pre filter (with oil absorbing bag)
- Fine Filter (cartridge)
- Vent and drain valve
- Electric Panel

### Advantages

- The unit is a compact, totally closed, skid mounted, pre-fabricated unit.
- The system operation is plug & play concept.
- Does not require highly trained operator for operating the system
- Treated water quality meets or betters the specified statutory norms.



**ATS ELGI**  
THINK LONG RUN

**ATS ELGI Ltd.,**

Private Industrial Estate, Kurichy,  
Coimbatore - 641021, Tamil Nadu, India.

Tel: +91-422-2589999 | Email: enquiry@ats-elgi.com

Visit us at: www.ats-elgi.com

**Toll-free number : 1800-425-3544**



CAT/ATS/MKT/03/R00

*Smart wash*

**ATS ELGI**  
THINK LONG RUN

## Automatic Car Washer

A Smart Solution for Washing Cars



PRODUCTIVITY  
PROFITABILITY  
PERFORMANCE

# Smart Features ▶▶



**Wash System with soft brushes**  
 Electro-Pneumatic and Hydraulic controlled Vertical and horizontal Polyethylene brushes give greater flexibility and enhance wash quality



**Disk Wheel wash**  
 Telescopic disc wheel wash system to wash the wheels



**Simultaneous Under-Chassis Wash**

- Blasts off grease, grime and dirt from under chassis of cars
- Corrosion resistant Galvanised Iron construction
- Higher operating pressure of 55 bar



**Shampoo & waxing**

- Strategically placed shampoo and wax Nozzles for uniform coverage
- Venturi system also ensures lower maintenance and lower power consumption



**The Drying system**

- Photosensor controlled contour following over head blower
- Optimized flow control in side and top blower
- Proximity sensor controlled safety ring
- Lower power consumption due to optimisation of motor power



**HMI Touch screen operating panel**

- Run time error alarm status ensures lower down time
- Multiple program selection with wash count
- History of service record
- Provision for remote monitoring



**Structure & design**

- Robust and rugged design
- Corrosion resistant Galvanised gantry structure

# Smart Working ▶▶

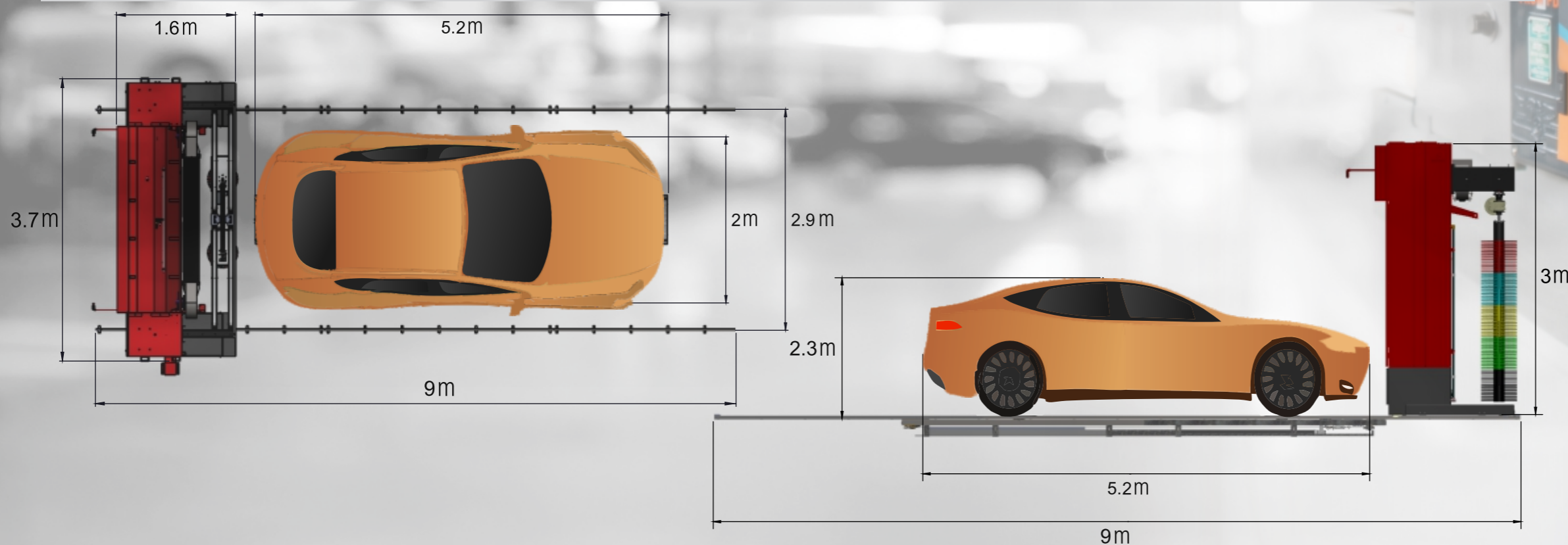


# Smart Dimensions & Specifications ▶▶


## Smart Wash Variants




Parameters	Smart Wash HP	Smart Wash FP	Smart Wash SP	Smart Wash EP
High pressure pre wash	✓	×	×	×
Body wash	✓	✓	✓	✓
Wheel wash	✓	✓	×	×
Drying	✓	✓	✓	×
Under chassis washer (Optional)	✓	✓	✓	✓
Shampoo	✓	✓	✓	✓
Wax	✓	✓	✓	×
HMI Touchscreen operating panel	✓	✓	✓	✓
Cycle time per car, min	6-7	5-6	5-6	3-4
Water consumption per car, L	120-130	85-100	85-100	85-100
Power supply	3Ø, 355 V - 415 V (+10%,-15%), 50 Hz	3Ø, 355 V - 415 V (+10%,-15%), 50 Hz	3Ø, 355 V - 415 V (+10%,-15%), 50 Hz	3Ø, 355 V - 415 V (+10%,-15%), 50 Hz
Connected load	29.5/22 HP/kW	22/16 HP/kW	21.5/16 HP/kW	5.5/4 HP/kW
Maximum operating load	18/13.5 HP/kW	18/13.5 HP/kW	18/13.5 HP/kW	5.5/4 HP/kW
Power consumption	0.8	0.7	0.7	0.2
Air requirement	7 bar, 5 CFM	7 bar, 5 CFM	7 bar, 5 CFM	7 bar, 5 CFM



## Under Chassis Wash ▶▶




### Under Chassis Washer



Technical Specifications	
Veh. Washable Area (L X W )	: 4.9 X 1.9 m
Electricity Supply	: 3Ph, 415V, 50Hz
Max. Power Required	: 3.5 kW
Operating Pressure (Water)	: 55 bar

Advantages	
<ul style="list-style-type: none"> <li>• Automatic vehicle length sensing</li> <li>• Less than 2 mins to wash the under chassis of a car</li> <li>• Consumes 24 l / car</li> </ul>	

### New Gen Under Chassis Washer



Technical Specifications	
Veh. Washable Area (L X W )	: 5.1 X 1.9 m
Electricity Supply	: 3Ph, 415V, 50Hz
Max. Power Required	: 6.12 kW
Operating Pressure (Water)	: 65 bar

Advantages	
<ul style="list-style-type: none"> <li>• Automatic vehicle length sensing</li> <li>• Rotating Quadra Jet Nozzles for maximum impact force and wider coverage</li> <li>• Suitable for SUVs etc</li> </ul>	

## Smart Accessories ▶▶

### Automatic MAT Washer



Technical Specifications	
Required space (L x W x H)	: 1 X 1 X 1.5 m
Power	: 0.25 kW
Power supply	: 3Ph, 380V, 50Hz
Water consumption per mat	: 1 liter
Washing time per mat	: 20 -24 seconds
Drying efficiency	: 80%
Washable mats*	: All type of mats except carpet and fabric

\*carpet/fabric mats are not washed with water as it takes longer time for drying and stinks when wet

Advantages	
<ul style="list-style-type: none"> <li>• Faster wash and dry time: 20 - 24 seconds per mat</li> <li>• Lower water consumption: 1 liter per mat</li> <li>• Lower power consumption</li> <li>• No air supply required</li> </ul>	

### Overhead Washing Boom



Technical Specifications	
Length	: 1750 mm
Rotation	: 360°
Max. Operating Pressure (Water)	: 150 bar
Max. Working Temperature	: 90°C

Advantages	
<ul style="list-style-type: none"> <li>• Avoids damage of the Car, Hose and Gun</li> <li>• Stainless Steel construction, hence rust proof</li> <li>• Ease of operation (360° Rotation) for the operator</li> <li>• Reduces replacement of washing hose</li> </ul>	

### Vacuum Cleaner & Upholstery Cleaner



Technical Specifications				
Parameters	Vaccum Models		Upholstery Models	
	E-VAC SM	E-VAC DM	U-VAC SM	U-VAC DM
Number of motors	1	2	1	2
Volt, V	220-240	220-240	220-240	220-240
Power max, kW	1.4	2.6	1.4	2.6
Air flow, m <sup>3</sup> /h	215	430	215	430
Tank capacity, L	37	76	37	76
Pump capacity, L/m	-	-	0.8	0.8
Detergent tank, L	-	-	8	20

Key Features	Advantages
<ul style="list-style-type: none"> <li>• Stainless Steel Collection Tank</li> <li>• Suitable for both Wet and Dry cleaning</li> <li>• Washable Polyester Filters.</li> </ul>	<ul style="list-style-type: none"> <li>• Less cleaning Time</li> <li>• Reduced manpower cost</li> <li>• Low Maintenance cost</li> </ul>