



ONE STOP SOLUTION

WHEEL SERVICE EQUIPMENTS - PASSENGER VEHICLES & 2 WHEELERS

Wheel Aligner | Wheel Balancer | Tyre Changer | 2 Wheeler Balancer & Changer | Inflators | Pneumatic Tools | Air Compressor | Lifting

About ATS ELGI

EMPOWERING THE
AUTOMOTIVE SERVICE INDUSTRY
FOR MORE THAN 6 DECADES

ATS ELGI is the largest manufacturer and distributor of Automotive Service Equipment in India. With our "One Stop Shop" approach, we offer the widest range of garage equipment in the country. Working closely with Authorised OEM workshops and Private Garages complements our profound understanding of the vehicle servicing business since **1960**.

ATS ELGI is a wholly owned subsidiary of **ELGI** Equipments Limited, a Global Player in the air compressor business.



LIFTING EQUIPMENT | BODY SHOP EQUIPMENT | WHEEL SERVICING EQUIPMENT | WASHING EQUIPMENT | LUBE EQUIPMENT
DIAGNOSTIC EQUIPMENT | PNEUMATIC TOOLS | MOBILE SERVICE UNIT | SPECIAL PRODUCTS

Suitable For



Features & Benefits

- Contactless measurement of wheels
- Installation of wheel adapters and targets on the wheels is not required
- Measurement of the car within one minute
- Additional space in front and back of the car is not required
- Allows measurement right on the floor
- Applicable for car service centers with the width starting from 5000mm
- Maximum diameter of measured wheel is 890mm
- Range of wheelbase is from 1800mm up to 4000mm *
- Automatically rotating posts for rear wheels control
- High-performance modern computer provides high speed of measurements
- Remote compatible - optional

*can be adapted for individual requirements of the customer

Video Camera



Projection System



A Contactless Machine Vision System

A contactless machine vision system with several video cameras and a smartlight projection system to perform live 3D scanning of each wheel



REMOTE COMPATIBLE (OPTIONAL)



ATS ELGI Velox is recommended for installation in acceptance areas of car repair shops and dealership centers for quick and Touchless wheel alignment check

Diagnostics Result

- displayed on the monitor screen in real-time
- shows if further wheels adjustment service is required

Wheel alignment check of each car coming in the service area allowing to increase the number of services rendered subsequently gaining more profitability for car repair shop and dealership center and improving the customer service quality



Software

The software is a powerful and modern means for checking and controlling wheel alignment

BASIC :



2 Post

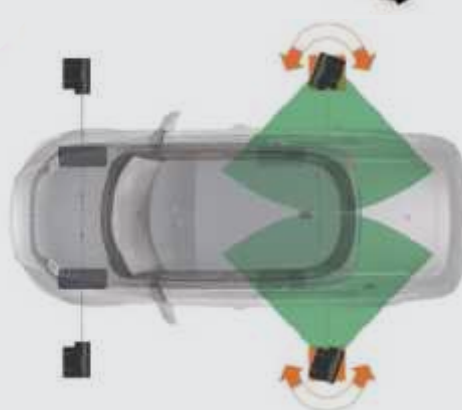
- equipped with 4 video cameras and 2 projection systems
- Sequential measurement of front and rear axle

FULL :



4 Post

- equipped with 10 video cameras and 4 projection systems
- Full measurement



Full Measurement & Adjustment

Suitable For  



Features & Benefits

- Very durable and impact resistant and high precision target boards.
- The 3D model of the car chassis allows you to see position and wheel alignment angles on the screen in real-time
- User friendly interface and advanced Help and Support System allow even novices to learn how to use the wheel aligner quickly and to start working
- The range of working heights of the lift is up to twice as much as similar wheel aligners of other manufacturers
- The 4 Cameras wheel aligner makes it possible to take measurements and make adjustments on the lift from the alignment height (1700 mm) to the floor level without using any camera displacement mechanisms, stairs and stands
- Minimum distance (from 1200 mm) from camera units to the lift or pit in comparison to similar wheel aligners of other companies.
- Camera to turntable distance is 1200 to 2500mm
- Bluetooth remote control ensures easy operation
- Does not need calibration and allows you to start working right after installation
- VODI – Auxiliary target display for target setting

Special Features

Machine Vision System Enhanced



Machine Vision system enhanced HD Camera detects the accurate position of targets on wheels

Lift position tracking :

- This feature can be useful if the lift can't stay level at different heights
- The software automatically detects lift movement and compensates the difference

Wide Scope



Key advantages of the WideScope technology

- Perform measurement at a wide range of lift heights without repositioning the cameras*
- Accommodate to the workplace. Install closer or further away, depending on the space available
- Continue adjustment even if the target's is partially occluded

Technical Specifications

PARAMETERS	MEASUREMENT RANGE	ACCURACY IN MEASUREMENT
FRONT WHEEL ALIGNMENT :		
Camber	±8°	±2'
Front total toe	±5°	±2'
Caster	±19°	±5'
SAI / KPI	±19°	±5'
Lock angle	±45°	±5'
REAR WHEEL ALIGNMENT :		
Camber	±8°	±2'
Rear total toe	±5°	±2'
SYMMETRY ANGLES :		
Front set back	±2.5°	±2'
Rear set back	±2.5°	±2'
Thrust angle	±2.5°	±2'
Geometrical driving axis	±2.5°	±2'

Suitable For  

MULTI-HEIGHT ALIGNMENT

Features & Benefits

- Compatible Wheel Aligner for lift construction (Scissor lift and Four post lift)
- True automatic tracking camera boom depending on the vehicle heights
- Wider wheel clamp 11" to 24"
- User friendly graphical user interface software for technician
- Equipped with 22" monitor
- Unique in-built computer for alignment
- High resolution HD camera
- High durability aluminium turn plates
- Wheel base up to 4 meters
- Option for selection of vehicle specification during alignment
- Thrust angle compensation & animated Runout compensation
- Water proof & dust proof, light weight target
- Voice over notification during alignment operation

*Customer Scope - Printer & Additional Monitor



Suitable For



ANYWHERE ALIGNMENT

Features & Benefits

- No fixed column in front of the vehicle
- Suitable for space constrained workshop
- Can be installed in the 75% of space occupied by conventional Vertical camera beam Wheel Alignment
- No need of minimum distance between camera and vehicle since camera will be fixed in the lift
- Innovative 3 Camera technology which doesn't required Calibration during installation
- Measurement and adjustment at any desirable height
- No need of Assembling, just to fix the camera in the lift
- Compatible for 4 Post lift, Wheel Alignment Scissor lift, Double Scissor Lift and also PIT
- 3D Animated user interface for premium experience
- Wireless remote control option for technician ease of job

*Customer Scope - Printer



Suitable For  

MULTI-BAY ALIGNMENT

Features & Benefits

- All in one compatible wheel aligner for 2 Post lift, 4 Post lift, Wheel Alignment Scissor lift, Double Scissor Lift and also PIT
- Suitable for Space constrained workshop having one bay but two Service requirements (Wheel Alignment and Under chassis service)
- Portability option for moving the Camera beam from one wheel alignment bay to other
- Dedicated Alignment bay not required, it serves for both the services Wheel Alignment and under chassis service
- In built voice over notification during Wheel Alignment
- Eliminates the necessity of PIT civil work construction in wheel Alignment Workshops
- User friendly Software interface for technicians

*Customer Scope - Printer

*Disclaimer : Pictures are for representative purpose only



Suitable For  




QUICKER RETURN INVESTMENT ALIGNMENT

Features & Benefits

- Compatible Wheel Aligner for PIT and Lift
- Universal target plates for all wheels to prevent the technician confusion
- User friendly Software interface for technician
- Equipped with 21.5" LED monitor for premium look and better visibility
- Computer Interface with updated Indian Vehicle database
- Unique Quick measurement feature for quick results

*Customer Scope - Printer



Suitable For



QUICKER RETURN INVESTMENT ALIGNMENT

Features & Benefits

- Compatible Wheel aligner for PIT Construction only
- Universal target boards
- Wider wheel Clamp 11" to 24"
- User friendly graphical user interface software for technician
- Equipped with 22" monitor
- Unique in-built computer for alignment
- High resolution HD camera
- Less installation space
- Updated Indian vehicle database
- High durability aluminium turn plates
- Unique quick measurement mode
- Wheelbase up to 4 meters
- VODI - Auxiliary target display for target setting
- Option for selection of vehicle specification during alignment
- Thrust angle compensation
- Animated runout compensation

*Customer Scope - Printer



Suitable For



Technical Specifications

Rim diameter	: 1" to 28"
Max. wheel weight	: 70 kg
Max. wheel diameter	: 1188 mm
Rim width	: 1.5" to 20"
Precision	: ± 1 g
Motor power	: 90W
Power supply	: 100/230V 1 Ph
Rotation per minute	: 140 rpm
Balancing time	: 7 s
Second time mounting test	: < 5 g

Features & Benefits

- Automatic acquisition of diameter, distance and width
- Machine has 5 ALU balancing programs and 2 ALS smart balancing programs
- Machine has optimization function and weight split function
- The machine can automatically lock the wheel on imbalance position by electromagnetic braking function
- Machine has motorcycle balancing programs, it can balance various motorcycle wheels with optional attachments



Suitable For



Technical Specifications

Rim diameter	: 10" to 24"
Max. wheel weight	: 65 kg
Max. wheel diameter	: 1188 mm
Rim width	: 1.5" to 20"
Precision	: ± 1 g
Motor power	: 0.25 kW
Power supply	: 100/230V 1 Ph
Rotation per minute	: 200 rpm
Balancing time	: 10 s
Second time mounting test	: < 5 g

Features & Benefits

- Balancer has DYNAMIC, STATIC and ALU balancing programs
- Machine is equipped with 19" LCD monitor for better visibility
- This machine can be optionally equipped with motorcycle adaptor
- It allows user to customize settings
- intelligent Memory Display (iMD) panel is resistant to scratch and erosion
- Machine has motorcycle balancing programs, it can balance various motorcycle wheels with optional attachments



Suitable For



Technical Specifications

Rim diameter	: 1" to 28"
Max. wheel weight	: 70 kg
Max. wheel diameter	: 1118 mm
Rim width	: 1.5" to 20"
Precision	: ± 1 g
Motor power	: 90 W
Power supply	: 100/230 V 1 Ph
Rotation per minute	: 140 rpm
Balancing time	: 7 s
Second time mounting test	: < 5 g

Features & Benefits

- Automatic acquisition of distance and diameter
- Machine has 5 ALU balancing programs and 2 ALS smart balancing programs
- Machine has optimization function and weight split function
- LED illuminator for easy and clear operation
- Machine has manual pedal brake to help user while applying weight on the wheel
- Intelligent toggle of STD and ALS2 balance mode
- Machine has motorcycle balancing programs, it can balance various motorcycle wheels with optional attachments



WHEEL BALANCER - DIGITAL

ATS ELGI

Suitable For



Technical Specifications

Rim diameter	: 10" to 24"
Max. wheel weight	: 65 kg
Max. wheel diameter	: 1188 mm
Rim width	: 1.5" to 20"
Precision	: ± 1 g
Motor power	: 0.25 kW
Power supply	: 100/230V 1 Ph
Rotation per minute	: 200 rpm
Balancing time	: 10 s
Second time mounting test	: < 5 g

Features & Benefits

- Balancer has DYNAMIC, STATIC and ALU balancing programs
- This machine can be optionally equipped with motorcycle adaptor
- It allows user to customize settings
- intelligent Memory Display (iMD) panel is resistant to scratch and erosion
- Machine has motorcycle balancing programs, it can balance various motorcycle wheels with optional attachments



Suitable For



Technical Specifications

Rim diameter	: 10" to 24"
Max. wheel weight	: 65 kg
Max. wheel diameter	: 990 mm
Rim width	: 1.5" to 20"
Precision	: ±1 g
Motor power	: 0.15 kW
Power supply	: 230V 50 Hz
Rotation per minute	: 200 rpm
Balancing time	: 6 s
Machine dimension (L x W x H)	: 892 x 1035 x 1400 mm

Features & Benefits

- Automatic acquisition of distance and diameter
- Laser Indicator for 6 o'clock weight correction
- Machine has 5 ALU balancing programs
- Machine has optimization function and weight split function with indicator
- Electrical brake
- Auto width gauge ready - Optional attachment for automatic width gauge
- Machine has motorcycle balancing programs, it can balance various motorcycle wheels with optional attachments
- Automatic light for inner wheel visibility
- Pre-programmed Error Codes to indicate procedural errors or safety concerns
- Safety hood assembly is part of machine



Suitable For  



Technical Specifications

Rim diameter	: 10" to 21"
Inside clamping range	: 12" to 24"
Rim width	: 3" to 13"
Max. wheel diameter	: 1120 mm
Working pressure	: 8 to 10 bar
Bead breaking force	: 2800 kg
Power supply	: 110V/220V/380V
Motor power	: 0.75 kW/1.1 kW
Rotation per minute	: 6.5/13 rpm
Noise	: <70 dB

Features & Benefits

- Demounting head is made of special material, the 41 mm diameter hex bar can deal with all kinds of run flat and low profile tyres mounting and demounting
- The tyre changer adopts tilt back structure, the column can be tilted back and forth, it is driven and locked by air cylinder
- Strengthened channel is welded at the front base of the column, enhance the overall intensity, suitable for all kinds of tyres mounting and demounting
- Special coating technique cylinder, avoids cylinder rust, increases service life



Suitable For



Technical Specifications

Rim diameter	: 10" to 21"
Inside clamping range	: 12" to 24"
Rim width	: 3" to 13"
Max. wheel diameter	: 1120 mm
Working pressure	: 8 to 10 bar
Bead breaking force	: 2800 kg
Power supply	: 110V/220V/380V
Motor power	: 0.75 kW/1.1 kW
Rotation per minute	: 6.5/13 rpm
Noise	: <70 dB

Features & Benefits

- Demounting head is made of special material, the 41 mm diameter hex bar can deal with all kinds of run flat and low profile tyres mounting and demounting
- The tyre changer adopts tilt back structure, the column can be tilted back and forth, it is driven and locked by air cylinder
- Strengthened channel is welded at the front base of the column, enhance the overall intensity, suitable for all kinds of tyres mounting and demounting
- Special coating technique cylinder, avoids cylinder rust, increases service life



TYRE CHANGER - STANDARD

ATS ELGI

Suitable For



Technical Specifications

Rim diameter	: 10" to 21"
Inside clamping range	: 12" to 21"
Rim width	: 3" to 12"
Max. wheel diameter	: 960 mm
Working pressure	: 8 to 10 bar
Bead breaking force	: 2500 kg
Power supply	: 110V/220V/380V
Motor power	: 0.75 kW/1.1 kW
Rotation per minute	: 6.5/13 rpm
Noise	: <70 dB

Features & Benefits

- Demounting head is made of special material - Steel forging
- The tyre pressure can reach to the force of 2000 kg, it is easy to separate RCS tyres and run-flat tyres from the rim, avoid cylinder rust, enhancing the service life
- The claws are made of special material, sturdy and durable
- Optional assist arm



TYRE CHANGER - 2 WHEELER

ATS ELGI

Suitable For



Technical Specifications

Rim diameter	: 6" to 24"
Inside clamping range	: 3" to 12"
Max. wheel diameter	: 960 mm
Working pressure	: 8 to 10 bar
Bead breaking force	: 2500 kg
Power supply	: 220V
Motor power	: 0.75 kW
Rotation per minute	: 6.5/13 rpm
Noise	: <70 dB

Features & Benefits

- Demounting head is made of special material - Steel forging
- Drawer type pedal assembly - easy to disassembled and assemble for service the tyre changer
- The bead breaker system is compact design to make operation more easier



960 MM



6" - 24"



3" - 12"



8 - 10 bar



6,5 - 13 rpm



WHEEL BALANCER - 2 WHEELER

ATS ELGI

Suitable For



Technical Specifications

Rim diameter	: 10" to 24"
Max. wheel weight	: 65 kg
Max. wheel diameter	: 1188 mm
Rim width	: 1.5" to 20"
Precision	: ± 1 g
Motor power	: 0.25 kW
Power supply	: 100/230V 1 Ph
Rotation per minute	: 200 rpm
Balancing time	: 10 s

Features & Benefits

- The balancer has DYN/STA and different ALU balancing programs, this balancer has motorcycle balancing program
- The calibration is easy to proceed, the machine can quickly get back its precision
- The IMD display panel is resistant to scratch and erosion

Equipped with: 12mm Shaft
Optional : 10mm & 14 mm Shaft



1188 MM



10" - 24"



65 kg



1,5" - 20"



10 sec



200 rpm



TYRE INFLATOR



SNX 140 Sleek

Features & Benefits

- Inflates / deflates tyre as per the preset pressure
- High performance solenoid valves
- Low pressure / Inflation level indicators
- Flat tyres below 7 psi can be identified

Technical Specifications

Model

	SNX 140 - Sleek	ECO Wall Mount
Operating pressure (psi)	0-180	0-180
Pressure setting	7-174	7-174
Measuring resolution (psi)	0.5	0.5
Input air supply (bar)	10-12	10-12
Operating voltage (V/Hz/Ph)	230/50/Single	230/50/Single

NITROGEN INFLATOR

ATS ELGI



Nitrofill



Increase Tyre Life



Reduce Fuel Costs



Improved Handling



Lower CO₂ Emissions

Features & Benefits

- Automatic Nitrogen tyre inflating systems
- Generate Nitrogen by Pressure Swing Adsorption (PSA) technique
- Nitrogen / Air - dual filling system
- Integrated storage tank for nitrogen gas
- High grade filter separation unit

Technical Specifications

Model

	Nitrofill
Recommended input pressure (kg/cm ²)	12
Purity of Nitrogen (%)	95-99
Storage tank size (Ltrs)	60
N ₂ generating capacity (lph)	3500
Output pressure (kg/cm ²)	10
Inflation mode	N2/Air
Tyre Pressure setting range (psi)	170



PNEUMATIC TOOLS

ATS ELGI Pneumatic Tools

ATS ELGI offers a complete range of Pneumatic tools for two wheeler garage works.



Impact Wrench

Special Features

- Ergonomic Design
- Compact
- Built-in power regulator
- Single forward and reverse button
- Positive action trigger



Sander & Polisher

Special Features

- High speed sander
- Compact and light weight
- Built in regulator for on the job adjustment
- Positive action trigger for precise speed control

LIFTING EQUIPMENTS

ATS ELGI



Two Post Hydraulic Lift



Wheel Alignment Scissor Lift



Four Post Lift



QUICKEST ROI
PROMISE WITH

24%
ASSURED LOWER POWER COST

► Direct Drive Advantage



Unique Integrated Drive With Compact Top Block Design



Low Operational Speed Using **High Efficient Ie2 6 Pole Motor**



Common Cooling Fan For **Energy Efficiency & Power Saving**



Optimized Design of Piston & Rings For Longer Life



Larger Aluminium Inter & After Coolers Aiding **32% More Heat Transfer Area**



Provision to Run Top Block Independently Based on Varied Air Demand - **Demand Based Utilization**

► Premium Features



Maximum Ambient **50°C/122°F**



More Flow **8%**



Low Noise Level **70 - 75 dB(A)**



Lesser Footprint **12%**



Less Oil Change Cost **57%**



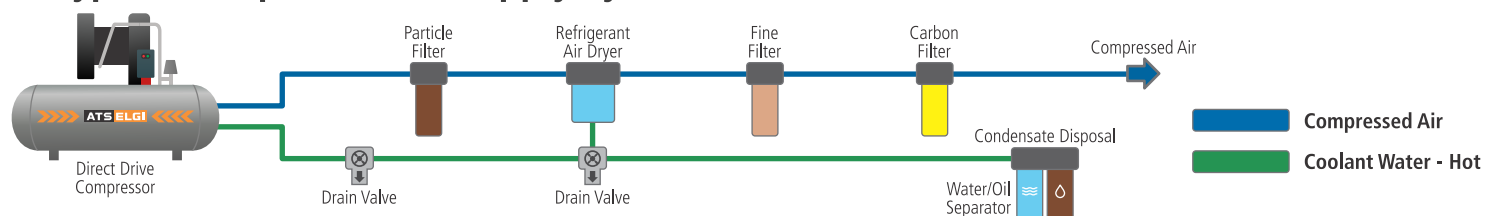
Reduced Service Cost **19%**

► Technical Specification

Model	Power		Comp. Speed rpm	Max. Working Pressure		Free Air Delivery		Dimension In mm			Weight kg	Air Receiver Liter
	HP	kW		bar (g)	psi (g)	lpm	cfm	Length	Width	Height		
ATS 03 RD 16	3.0	2.2	950	12	175	261	9.2	1310	570	1020	160	160
ATS 05 RD 22	5.0	3.7	960	12	175	439	15.5	1590	595	1045	190	220
ATS 07 RD 22	7.5	5.6	960	12	175	680	24	1640	635	1110	255	220
ATS 10 RD 50*	10.0	7.5	960	12	175	906	32	1915	635	1175	400	500
ATS 15 RD 50*	15.0	11.0	960	12	175	1359	48	1910	782	1183	500	500

- Free air delivery measured in accordance with IS 5456 at a rated pressure of 10 kg/cm²
- Due to continuous engineering improvement, technical specifications are subject to change without prior notice
- *Available as Duplex model only

► Typical Compressed Air Supply System



TIPS TO EXTEND TYRE LIFE



Buy good quality tyres that meet EMSA standards. Poor quality or counterfeit branded tyres wear down faster and need replacing more frequently.



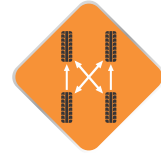
Check the air pressure at least once a month with a calibrated gauge, especially during hot weather.



If you notice that your car starts to pull one way or the other, the improperly aligned wheels and axles need to be reset to prevent tyres from premature wear.



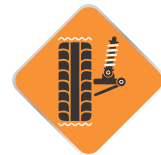
Minor issues can be repaired, but sometimes it will be more economical to replace a tire. According to EMSA, tyres need to be replaced after 5 years.



Periodic rotation will ensure that the tyre wear patterns are more uniformly distributed across the four tyres.




Regular inspections for signs of wear and tear can prevent costly damage to the tyres or car in the future.



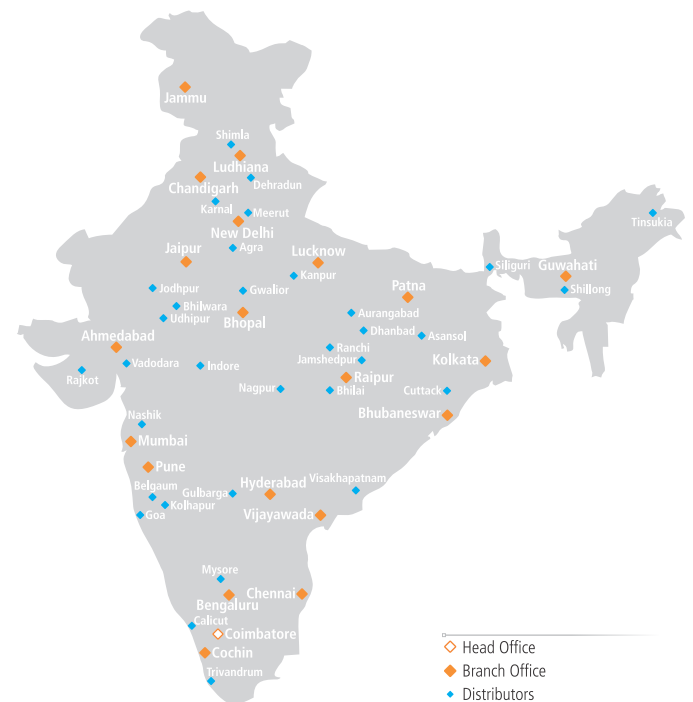
A car vibrating on a smooth road at high speeds is a bad sign. If the wheels aren't balanced, the car tyres and suspension components will start to wear down.



OUR STRENGTH



OUR NETWORK



*due to continuous product improvement, specifications and design are subject to change without prior notice

ATS ELGI

Private Industrial Estate, Kurichy,
Coimbatore - 641021, Tamil Nadu, India.
Visit us at : www.ats-elgi.com | Email : enquiry@ats-elgi.com

Toll Free Number : **1800-203-3544**

Follow us on : [in](#) [f](#) [ig](#) [yt](#) [tw](#)

ATS ELGI authorized dealer